

TECHNICAL DATA SHEET

EDITION: FEBRUARY 2025

A060 | **SILER FLEX**

REPLACES ALL EARLIER VERSIONS

waterproofing
materials & primers

A₃

SILER FLEX

elastomeric insulating and waterproofing roof coating

- exceptional elasticity & strong adhesion
- resistant to temperature fluctuations
- solar reflective

Water-based elastomeric insulating and waterproofing coating for the protection of horizontal and sloped surfaces against humidity. Ideal for roofs, parapet walls, light wells, ceramic tile roofs, gutters, etc. Covers hairline and minor cracks perfectly. Good ability to expand and contract with the substrate. Apply on concrete, plaster, roof slabs, bricks, wood, bitumen, etc. to create an impermeable waterproof membrane (resistant even to standing water) that maintains its elasticity even at very low temperatures. Protects building structure against water ingress. Extremely resistant to rain, snow, harsh sun, sudden temperature changes, humidity, mildew and chemical pollution. Great adhesion and high elasticity. Creates a non-sticky membrane. Bridges existing and future minor cracks ensuring a waterproof surface. Resistant to high temperatures and frost. Elastic properties maintained even at temperatures above 50°C and below -15°C. Energy saving due to the limited use of heating sources.

COVERAGE

2±1m²/L

FINISH

SATIN

THINNING

0-5% WATER

DRYING TIME

2-3 hours*

RECOATING TIME

24-48 hours*

RECOMMENDED NUMBER OF COATS

2-3 coats

TOOLS

roller, brush or airless paint sprayer

* Lower temperatures or higher relative humidity will prolong drying and recoating times.



TECHNICAL CHARACTERISTICS

TYPE	COPOLYMER STYRENE - ACRYLIC	
SPECIFIC GRAVITY	WHITE	1,25 ±0,05g/cm ³
	RED BROWN	
SOLIDS w/w (ISO 3251-03)	60±2 % *	
VISCOSITY (ASTM D 562-05 @ 25°C)	KU 140±10 *	
APPLICATION VISCOSITY (ASTM D 562-05 @ 25°C)	KU 140±10 *	
pH	8,5±0,5	
HIDING POWER (ISO 3905)	90% 150µm wet film*	
WHITENESS INDEX (ASTM E 313-05)	≥ 85 *	
YELLOWNESS INDEX (ASTM E 313-05)	≤ 2 *	
GLOSS (60°) (ISO 2813-99)	10±2 *	
GLOSS (85°) (ISO 2813-99)	15±5 *	
ACCELERATED AGEING RESISTANCE (ASTM D 1849-03)	10/10 (1 month, 50°C)	
APPLICATION TEMPERATURE	min 5°C-max 30°C	

*valid only for white.

DIRECTIVE 2004/42/CE

EU Limit value for this product in a ready-to-use condition (cat A/c: exterior walls of mineral substrate): 40 g/L (2010). This product contains max: 39 g/L VOC.

PELLACHROM RIZARI AREA-EDESSA-58200, GREECE

T: +30 23810 26868 | +30 23810 91444

www.pellachrom.gr | info@pellachrom.gr

[Page 1 of 2]

PELLACHROM
DECORATIVE & MARINE COATINGS

TECHNICAL DATA SHEET

EDITION: FEBRUARY 2025

A060 | **SILER FLEX**

REPLACES ALL EARLIER VERSIONS







SURFACE PREPARATION

Carefully prepare surface to obtain good results. Surface must be clean, dry and free from loose or flaking material, dust, oils and salts.

- ▶ **New absorbing cement, plaster, roof slabs, brick, wood, bitumen:**
Prime with M51 PRIMER thinned up to 50-100% with water. Apply 2-3 coats of SILER FLEX.
- ▶ **Sound previously painted substrates:**
Apply 2 coats of SILER FLEX.

INTENDED USE

	PLASTER
	CONCRETE / CEMENT
	WOOD
	BITUMEN

APPLICATION

- ▶ Stir well before use and during application.
- ▶ Allow newly poured concrete to cure for 30 days, then prime with M51 PRIMER before painting with SILER FLEX.
- ▶ For best results, surfaces should not be exposed to direct sunlight during paint application.

USEFUL INFORMATION

- ▶ Allow 30-40 days before coating new plaster or concrete.
- ▶ Do not paint when ambient temperature is below 5°C or if rain is expected.
- ▶ Allow 20-30 days before washing newly painted surfaces.
- ▶ Fills perfectly cracks in walls when mixed with sawdust or fine sand.

PACKAGING

- ▶ White, Red and Red Brown. Containers of 750ml, 3L and 10L.
- ▶ White tinted to create thousands of different colour tints with our COLORTOUCH Tinting System. To ensure product quality, always add COLORTOUCH COLORANTS to Pellachrom Tinting System to create the tint of your choice.

STORAGE

Two (2) years if unopened and stored under normal storage conditions. Once opened, seal well and store in a closed place at room temperature between 5-30°C. Keep tightly closed after application for future use. Store in a cool place. Protect against freeze and direct sunlight.

CLEAN-UP / DISPOSAL

Keep your tools wet inside the can when not painting. Rub excess paint off your tools on the side of the can after paint application. Clean tools with hot water and soap immediately after use. Do not empty washing liquids into the water table. Always handle empty containers and product carefully. Do not pour leftover product down the drain. Strictly follow local, regional, national regulations and legislation on the disposal of products and empty containers.

HEALTH & SAFETY

Read carefully the safety instructions on the label. For more information, consult the Safety Data Sheet.

