

TECHNICAL DATA SHEET

EDITION: FEBRUARY 2025

A017 | **PROFESSIONAL VINYL**

REPLACES ALL EARLIER VERSIONS

paints
for internal walls

A₁

PROFESSIONAL VINYL

professional interior low-cost
emulsion paint

- ideal for frequent use
- high coverage and hiding power
- uniform matt finish

Interior emulsion paint, ideal for plaster, gypsum board, concrete, brick, etc. A cost-effective and reliable solution for professionals. High coverage and hiding power. Ideal solution for surfaces with no particular demands. Suitable for painting and refreshing areas, such as public buildings, roofs, schools, hospitals, warehouses with needs for frequent repainting.

COVERAGE	10±2m ² /L
FINISH	MATT
THINNING	10-20% WATER
DRYING TIME	1-2 hours*
RECOATING TIME	2-4 hours*
RECOMMENDED NUMBER OF COATS	1-2 coats
TOOLS	roller, brush or airless paint sprayer

* Lower temperatures or higher relative humidity will prolong drying and recoating times.



TECHNICAL CHARACTERISTICS

TYPE	COPOLYMER PVA-VeοVα	
SPECIFIC GRAVITY	WHITE	1,52 ±0,05g/cm ³
SOLIDS w/w (ISO 3251-03)		56±2 %
SOLIDS w/v (ISO 3233-98)		35±3 %
VISCOSITY (ASTM D 562-05 @ 25°C)		KU 110±10
APPLICATION VISCOSITY (ASTM D 562-05 @ 25°C)		KU 75±15
pH		8,5±0,5
HIDING POWER (ISO 3905)		96% 150µm wet film
WHITENESS INDEX (ASTM E 313-05)		≥ 85
YELLOWNESS INDEX (ASTM E 313-05)		≤ 1
GLOSS (60°) (ISO 2813-99)		2,5±1
GLOSS (85°) (ISO 2813-99)		12±3
ACCELERATED AGEING RESISTANCE (ASTM D 1849-03)		10/10 (1 month, 50°C)
APPLICATION TEMPERATURE		min 5°C-max 30°C

DIRECTIVE 2004/42/CE

EU Limit value for this product in a ready-to-use condition (cat A/a: Interior matt walls and ceilings : 30 g/L (2010). This product contains max: 29 g/L VOC.

PELLACHROM RIZARI AREA-EDESSA-58200, GREECE

T: +30 23810 26868 | +30 23810 91444

www.pellachrom.gr | info@pellachrom.gr

TECHNICAL DATA SHEET

EDITION: FEBRUARY 2025

A017 | **PROFESSIONAL VINYL**

REPLACES ALL EARLIER VERSIONS






SURFACE PREPARATION

Carefully prepare surface to obtain good results. Surface must be clean, dry and free from loose or flaking material, dust, oils and salts.

Dust and/or hazardous fumes are generated during dry grinding or flame cutting/ welding on previously painted surfaces. Treat by wet grinding only if necessary. Always works in a well-ventilated area. Use the appropriate respiratory protective devices.

- ▶ **Surfaces in sound condition:**
Apply 2 coats of PROFESSIONAL VINYL.
- ▶ **New plaster, concrete, brick, cement:**
Prime with M51 PRIMER or A50 PRIMER. Apply 2 coats of PROFESSIONAL VINYL.
- ▶ **New gypsum board or putty:**
Prime with M51 PRIMER or A50 PRIMER. Apply 2 coats of PROFESSIONAL VINYL.
- ▶ **Old water-based or lime paints:**
Prime with M51 PRIMER thinned up to 50% with water. Apply 2 coats of PROFESSIONAL VINYL.

INTENDED USE

	PLASTER
	CONCRETE / CEMENT
	GYPSPUM BOARD / PUTTY

APPLICATION

- ▶ Stir well before use and during application.
- ▶ Allow newly poured concrete to cure for 30 days, then prime with M51 PRIMER before painting with PROFESSIONAL VINYL.

USEFUL INFORMATION

- ▶ Allow 30-40 days before coating new plaster or concrete.
- ▶ Do not paint when ambient temperature is below 5°C or over 30°C.
- ▶ Tint with BASICTOUCH base emulsion paints.

PACKAGING

- ▶ White. Containers of 750ml, 3L and 9L.
- ▶ White tinted to create thousands of different colour tints with our COLORTOUCH Tinting System. To ensure product quality, always add COLORTOUCH COLORANTS to Pellachrom Tinting System to create the tint of your choice.

STORAGE

Two (2) years if unopened and stored under normal storage conditions. Once opened, seal well and store in a closed place at room temperature between 5-30°C. Keep tightly closed after application for future use. Store in a cool place. Protect against freeze and direct sunlight.

CLEAN-UP / DISPOSAL

Keep your tools wet inside the can when not painting. Rub excess paint off your tools on the side of the can after paint application. Clean tools with hot water and soap immediately after use. Do not empty washing liquids into the water table. Always handle empty containers and product carefully. Do not pour leftover product down the drain. Strictly follow local, regional, national regulations and legislation on the disposal of products and empty containers.

HEALTH & SAFETY

Read carefully the safety instructions on the label. For more information, consult the Safety Data Sheet.

