

TECHNICAL DATA SHEET

EDITION: FEBRUARY 2025

A000 | **DECONYL MATT**

REPLACES ALL EARLIER VERSIONS

paints
for internal walls



DECONYL MATT

premium emulsion paint

- excellent washability performance
- high coverage & ultimate hiding power
- sublime premium finish

DECONYL MATT is a premium emulsion paint. Suitable for plaster, gypsum board, concrete, brick, wood etc. after careful surface preparation. Creates a particularly flexible film. This easy-to-use paint offers great hiding power and ensures high resistance to adverse weather conditions. Comes in excelling ultra pure white and in vivid, long lasting, non yellowing shades. This low sheen paint covers imperfections on walls efficiently offering a high quality uniform finish. Extremely resistant to frequent washing with detergents. Easy to apply, anti-splatter paint. Being ammonia-free, this paint is practically odourless.

	COVERAGE
	12±2m ² /L
	FINISH
	MATT
	THINNING
	5-15% WATER
	DRYING TIME
	1-2 hours*
	RECOATING TIME
	2-4 hours*
	RECOMMENDED NUMBER OF COATS
	1-2 coats
	TOOLS
	roller, brush or spray airless

* Lower temperatures or higher relative humidity will prolong drying and recoating times.



TECHNICAL CHARACTERISTICS

TYPE	COPOLYMER PVA-VeoVa	
SPECIFIC GRAVITY	WHITE BASES	1,41 ±0,05g/cm ³ 1,38 ±0,05g/cm ³
SOLIDS w/w (ISO 3251-03)		60±2 % *
SOLIDS w/v (ISO 3233-98)		40±3 % *
VISCOSITY (ASTM D 562-05 @ 25°C)		KU 110±10 *
APPLICATION VISCOSITY (ASTM D 562-05 @ 25°C)		KU 80±15 *
pH		8.4±0.3
HIDING POWER (ISO 3905)		97% 150µm wet film*
WHITENESS INDEX (ASTM E 313-05)		≥ 87*
YELLOWNESS INDEX (ASTM E 313-05)		≤ 0.5*
WASH/SCRUB RESISTANCE (ASTM D 2486-06)		>9.000 stokes
WASH/SCRUB RESISTANCE (EN ISO 11998))		CLASS 1
GLOSS (60°) (ISO 2813-99)		2.5±1 *
GLOSS (85°) (ISO 2813-99)		10±3 *
ACCELERATED AGEING RESISTANCE (ASTM D 1849-03)		10/10 (1 month, 50°C)
APPLICATION TEMPERATURE		min 5°C-max 30°C

*valid only for white.

DIRECTIVE 2004/42/CE

EU Limit value for this product in a ready-to-use condition (cat A/a: Interior matt walls and ceilings): 30 g/l (2010). This product contains max: 29 g/l VOC.

PELLACHROM RIZARI AREA-EDESSA-58200, GREECE

T: +30 23810 26868 | +30 23810 91444

www.pellachrom.gr | info@pellachrom.gr

TECHNICAL DATA SHEET

EDITION: FEBRUARY 2025

A000 | **DECONYL MATT**

REPLACES ALL EARLIER VERSIONS

paints
for internal walls







SURFACE PREPARATION

Carefully prepare surface to obtain good results. Surface must be clean, dry and free from loose or flaking material, dust, oils and salting.

- ▶ **Surfaces on sound condition:**
Apply 2 coats of DECONYL MATT.
- ▶ **New plaster, concrete, brick, cement:**
 - Prime with M51 PRIMER or A50 PRIMER. Apply 1 or 2 coats of DECONYL MATT.
 - Prime with AQUAFERM PRIMER. Apply 1-2 coats of DECONYL MATT.
- ▶ **New gypsum board or putty:**
 - Prime with M51 PRIMER or A50 PRIMER. Apply 2 coats of DECONYL MATT.
 - Prime with AQUAFERM PRIMER. Apply 1-2 coats of DECONYL MATT.
- ▶ **Old water-based or lime paints:**
Prime with M51 PRIMER thinned up to 50% with water.
Apply 2 coats of DECONYL MATT.

INTENDED USE

	PLASTER
	CONCRETE / CEMENT
	GYSPUM BOARD / PUTTY
	WOOD

APPLICATION

- ▶ Stir well before use and during application.
- ▶ Allow newly poured concrete to cure for 30 days, then prime with M51 PRIMER before painting with DECONYL MATT.

USEFUL INFORMATION

- ▶ Allow 30-40 days before coating new plaster or concrete.
- ▶ Do not paint when ambient temperature is below 5°C or over 30°C.
- ▶ Allow 20-30 days before washing newly painted surfaces.
- ▶ Tint with BASICTOUCH base emulsion paints.
- ▶ Tints are created exclusively using DECONYL MATT bases in our COLORTOUCH tinting system. The addition of special COLORTOUCH COLORANTS is indispensable.

PACKAGING

- ▶ White: Containers of 750ml, 3L and 10L.
- ▶ Bases (01, 02, 03): Containers of 750ml, 3L and 10L.
- ▶ Create thousands of different colour tints with our COLORTOUCH Tinting System. To ensure product quality, tint always the Base recommended by Pellachrom Tinting System.

STORAGE

Two (2) years if unopened and stored under normal storage conditions. Once opened, seal well and store in a closed place at room temperature between 5-30°C. Keep tightly closed after application for future use. Store in a cool place. Protect against freeze and direct sunlight.

CLEAN-UP / DISPOSAL

Keep your tools wet inside the can when not painting. Rub excess paint off your tools on the side of the can after paint application. Clean tools with hot water and soap immediately after use. Do not empty washing liquids into the water table. Always handle empty containers and product carefully. Do not pour leftover product down the drain. Strictly follow local, regional, national regulations and legislation on the disposal of products and empty containers.

HEALTH & SAFETY

Read carefully the safety instructions on the label. For more information, consult the Safety Data Sheet.

