

TECHNICAL DATA SHEET

EDITION: MARCH 2025
F830 | **TROPIKAL 830**
REPLACES ALL EARLIER VERSIONS

marine coatings
& primers

F

TROPIKAL 830

Antifouling paint

- self polishing
- ideal for all types of boats
- high performance

Antifouling paint for the protection of vessels against the attachment of seaweed and shellfish. Ideal for GRP/fiberglass, wooden and metallic vessels running at a speed of up to 35-40 miles/hour. Colour modification occurs when in water due to the antifouling composition.



TECHNICAL CHARACTERISTICS

TYPE	ANTIFOULING PAINT	
SPECIFIC GRAVITY	BLUE 830 RED 831 BLACK 835	1,78 ±0,05g/cm ³
SOLIDS w/w (ISO 3251-03)		77±2 %
VISCOSITY (DIN 53211-70/4mm @ 20°C)		KU 90±10
APPLICATION VISCOSITY (DIN 53211-70/4mm @ 20°C)		KU 65±10
HIDING POWER (ISO 3905)		98% 150µm wet film
GLOSS (60°) (ISO 2813-99)		2±1
GLOSS (85°) (ISO 2813-99)		30±10
APPLICATION TEMPERATURE		min 5°C -max 30°C

DIRECTIVE 2004/42/CE

Does not fall into the categories stipulated in Directive 2004/42/EC.

COVERAGE	7±2m ² /kg
FINISH	MATT
THINNING	5-10% WHITE SPIRIT/THINNER 135
DRYING TIME	1 hour*
RECOATING TIME	4-5 hours*
RECOMMENDED NUMBER OF COATS	2-3 coats
TOOLS	roller, brush or airless paint sprayer

* Lower temperatures or higher relative humidity will prolong drying and recoating times.

TECHNICAL DATA SHEET

EDITION: MARCH 2025
F830 | **TROPIKAL 830**
REPLACES ALL EARLIER VERSIONS



SURFACE PREPARATION

Adequately prepare surface to obtain good results.




► **New hull:**

Wash the surface with a detergent and rinse with water. Remove any grease, salt deposits, etc. using a rag impregnated with a special thinner. Sand where necessary. Rinse with water and allow to dry. Apply 1-2 coats of primer UNI PRIMER (polyester surfaces), POLACRYL 301 or MARINE MINIO (wooden surfaces), X-RUST or MARINE MINIO (metal surfaces). For better adhesion of TROPIKAL 830, apply 1-2 coats of UNI PRIMER on any type of surface.

► **Maintenance – already painted hulls:**

Wash with water. Allow to dry. Remove old and weathered paints. If the old antifouling is not compatible with TROPIKAL 830, sand the surface and apply 1-2 coats of primer UNI PRIMER. In any case, apply 2 coats of TROPIKAL 830. "

INTENDED USE

	POLYESTER
	WOOD
	METAL

APPLICATION

- Stir well before use.
- Before application, sand the surface with suitable sandpaper.
- Should not be applied at temperatures below 0°C or before rain.
- During application, the surface should not come into direct exposure to direct sunlight.
- For painting with an airless gun: gun nozzle opening: 0.017-0.021 inches, air pressure: 100 bar.
- Rollers, brushes and stains on the floor must be cleaned with WHITE SPIRIT and then with soap or detergent. The guns are cleaned with THINNER 135 Gun Thinner.
- It is recommended that the boat be launched into the sea after 4-5 hours of applying TROPIKAL 830 and for best results no later than 24 hours.

USEFUL INFORMATION

- On new polyester surfaces, it is important to remove grease. The following procedure is recommended: Wash and scrub the surface with hot water and soap (detergent). This is followed by a very good rinse, drying and cleaning with solvent. Then sandpaper and remove the dust with a broom and a cloth moistened with

solvent. The surface is now ready to be painted. With any other process, there is a risk that during sandpapering, the fatty substances will be trapped in the surface and painting will then be impossible.

- On new steel and lead surfaces, the removal of fatty substances is important.
- The product contains copper compounds and special active substances that do not allow the growth of microorganisms and marine flora.
- Does not contain TBT.

PACKAGING

Blue/Red/Black. Containers of 1kg, 5kg and 20kg.

STORAGE

Three (3) years if unopened and stored under normal storage conditions. Once opened, seal well and store in a closed place at room temperature between 5-30°C. Keep tightly closed after application for future use. Store in a cool place. Protect against freeze and direct sunlight.

CLEAN-UP / DISPOSAL

Keep your tools wet inside the can when not painting. Rub excess paint off your tools on the side of the can after paint application. Clean immediately after use with THINNER 135 or with any nitro or polyurethane thinner. Do not empty washing liquids into the water table. Always handle empty containers and product carefully. Do not pour leftover product down the drain. Strictly follow local, regional, national regulations and legislation on the disposal of products and empty containers.

HEALTH & SAFETY

Read carefully the safety instructions on the label. For more information, consult the Safety Data Sheet.

